


TED Talk	
Date of Issue:	Wednesday 26th April
Submission Deadline:	Wednesday 24th May
Assignment Duration (approximately)	4 weeks
Qualification	Level 3 Extended Diploma in Creative Media Production (Film + Television)
Unit	Unit 23: Multi-camera Techniques Learning Outcome 1
Assessor's Name:	Scott Hayden
Student Name:	

Project Overview / Scenario

Face TV are recruiting for the launch of 'That's Basingstoke' in 2017 and have asked you to show your knowledge of Multi-camera techniques within an actual multi-camera production. You will discuss the purpose and techniques of a variety of multi-camera productions using examples in a multi-camera video recorded TED Talk.

While this is an independent piece of work you will work in groups of two/three and take turns recording each-other's TED Talk with a Multi-camera set-up. It is then up to you to individually edit your TED Talk together and submit it for LO1.





TED Talk

You will film a multi-camera TED Talk of you analysing and critiquing the pros and cons of different approaches to Multi-camera production.

You will discuss:

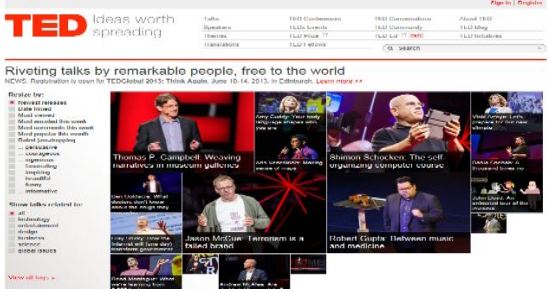
Programme formats

- Live Events
- Studio productions

Reasons for multi-camera use

- Coverage of action
- Communicating meaning to the viewer
- Visual style
- Maintaining viewer interest
- Constraints of studio or location environment
- Multi-camera simultaneous recording



The completed TED Talk needs to be edited together and then uploaded to Google Classroom.

Covers Learning Outcome:	U23 LO1
--------------------------	---------

Submission Deadline:	Wednesday 24th May
---------------------------------	---------------------------

Evidence to be submitted:
<p>Your completed edited TED Talk as a .mov file (or Detailed Written Report (If agreed) <u>needs to be uploaded to Google Classroom</u></p> <p>(Please ensure the work is in a Digital Format eg the actual Document or Video file that you provide here)</p>

Sources of Information
<p>Social Media</p> <ul style="list-style-type: none"> ● Twitter - https://twitter.com/bcotmedia ● Facebook Group - https://www.facebook.com/groups/472419256181808/ <p>Textbooks</p> <ul style="list-style-type: none"> ● Baylis P, Freedman A, Procter N et al – <i>BTEC Level 3 National Creative Media Production, Student Book</i> (Pearson, 2010) ISBN 978-1846906725 ● Baylis P, Freedman A, Procter N et al – <i>BTEC Level 3 National Creative Media Production, Teaching Resource Pack</i> (Pearson, 2010) ISBN 978-1846907371 <p>Local Employers</p> <ul style="list-style-type: none"> ● Face TV are also available to learners for help https://www.facebook.com/facetvuk?fref=ts

To successfully achieve the project you must:
<p>The assignment must be submitted by 23.59 p.m. on the date specified or on the agreed upon extension deadline. Extensions will only be permitted if you have a legitimate reason and have spoken to both your tutor and the Lead Internal Verifier who have both agreed to the extension.</p>
<p>Being ill will not be considered a legitimate excuse for not submitting the work on the due date, unless previously discussed with the unit lecturer and/or your tutor well before the due date.</p>
<p>Work presented in an assessment must be the student's own. Plagiarism is where a student copies work from another source, published or unpublished (including the work of a fellow student or of a tutor) and fails to acknowledge the influence of another's work or to attribute quotes to the author. Plagiarism is an academic offence.</p>
<p>Complete and sign the declaration form at the back of this assignment brief – your work will not be marked if you do not do this. The signature can be done digitally; this will be taken as you officially signing the declarations. Although we will need your handwritten signature if your work is Internally Verified or Externally Verified.</p>

Date of Submission:	
Extension submission date:	
Reason for extension:	
Lead Internal Verifier Resubmission authorisation:	
Resubmission date:	

General Feedback Comments	
<p>If you have any questions in regard to the feedback/grade provided here see me or email me and I will clarify any issues.</p>	
Grade Achieved:	
Resubmission Grade Achieved:	

Criteria		Criteria Feedback
Unit 23. Learning Outcome No. 1		
P1	You need to describe multi-camera production programme formats with some appropriate use of subject terminology	
M1	You need to explain multi-camera production programme formats with reference to detailed illustrative examples and with generally correct use of subject terminology	

D 1	You need to comprehensively explain multi-camera production programme formats with elucidated examples and consistently using subject terminology correctly	

Assessor Signature:	Scott Hayden	Date:	
Learner signature:		Date:	

Learner Assessment Submission and Declaration					
Learner name:		Assessor name:	Scott Hayden		
Issue date:	Wednesday 26th April	Submission date:	Wednesday 24th May	Submitted on:	
Programme:	Level 3 Extended Diploma in Creative Media Production (Film + Television)				
Unit:	23. Multi-Camera Techniques Techniques				

Individual work identification for group assignments			
Student Name	Learning Outcome	Evidence submitted	Page numbers or description
	LO1		
Additional comments to the Assessor:			

Learner declaration

I certify that the evidence submitted for this assignment is my own. I have clearly referenced any sources used in the work. I understand that false declaration is a form of malpractice.

Learner
signature:

Date:

